

2-50GHz Low Noise Amplifier



Product Overview

AT-LNA-0250-5004C is high gain low noise amplifier with 50dB gain in the frequency of 2-50GHz. The DC power requirement is +5V/250mA. The module is with 2.4mm connector.

AT Microwave can provide all kinds of coaxial low noise amplifiers, with frequency from 0.01-67GHz, gain from 20 to 60dB, Pout from +5 to +27dBm, and connectors from SMA to 1.85mm.

More information, please visit: www.atmicrowave.com

Advantages

- ✓ Frequency: 2-50GHz
- ✓ Small signal gain: 50dB
- ✓ NF=5dB
- ✓ Single Power Supply

Application

- ✓ 5G Communication
- ✓ Test Equipment
- ✓ ROF (RF Over Fiber)
- ✓ Radar System

Key Features

Parameter	Min	Typical	Max
Frequency		2-50GHz	
Gain	48dB	50 dB	
Gain Flatness		Positive Gain Slope	
NF(2-40GHz)		5dB	8dB
P1dB		+16dBm	
Psat		+18dBm	
Drain Supply		+5V	+8V
Current		300 mA	400mA
Input Return Loss		-10dB	
Output Return Loss		-10dB	
Spec Temp		25C	





AT-LNA-0250-5004C

2-50GHz Low Noise Amplifier

Mechanical Information

Item	Description
Input Port	2.4mm Female
Output Port	2.4mm Female
Case Material	Copper
Finish	Gold Plated
Package Sealing	Epoxy Sealed
Weight (Without Heatsink)	80g
Size:	See outline

Absolute Maximum Ratings Table

Parameter	Value
Drain Supply	+15V
RF Input Power	+12dBm
Operating Temperature (note)	-20 to + 70C
Storage Temperature	-65 to +150C

Note: -40 to +85C is available according to request.

Notes:

1. Datasheet may be changed according to update of MMIC, Raw materials , process, and so on.
2. This data is only for reference, not for guaranteed specifications.
3. Please contact AT Microwave team to make sure you have the most current data.

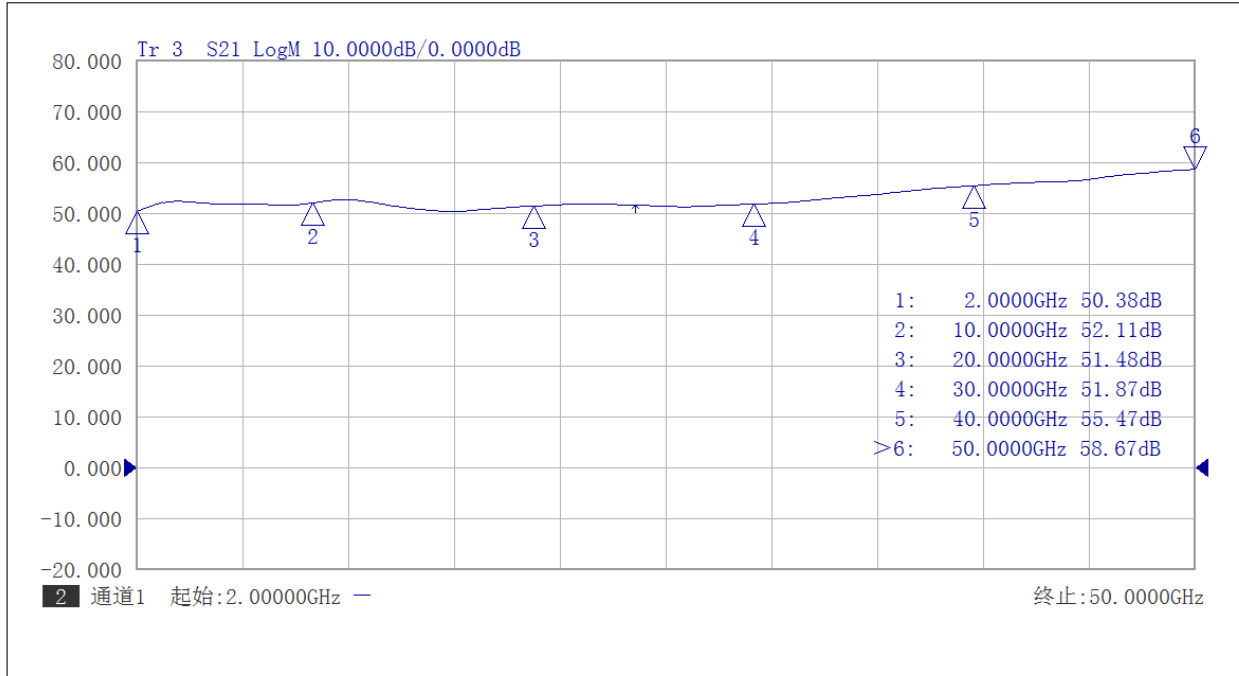
Part Number Selection Guide

Item	Description
PN	Stand Module with DC Power Supply
PN- LCBT	L ow Cost, C ompact B ench- T op, +220V Supply with AC/DC Adapter

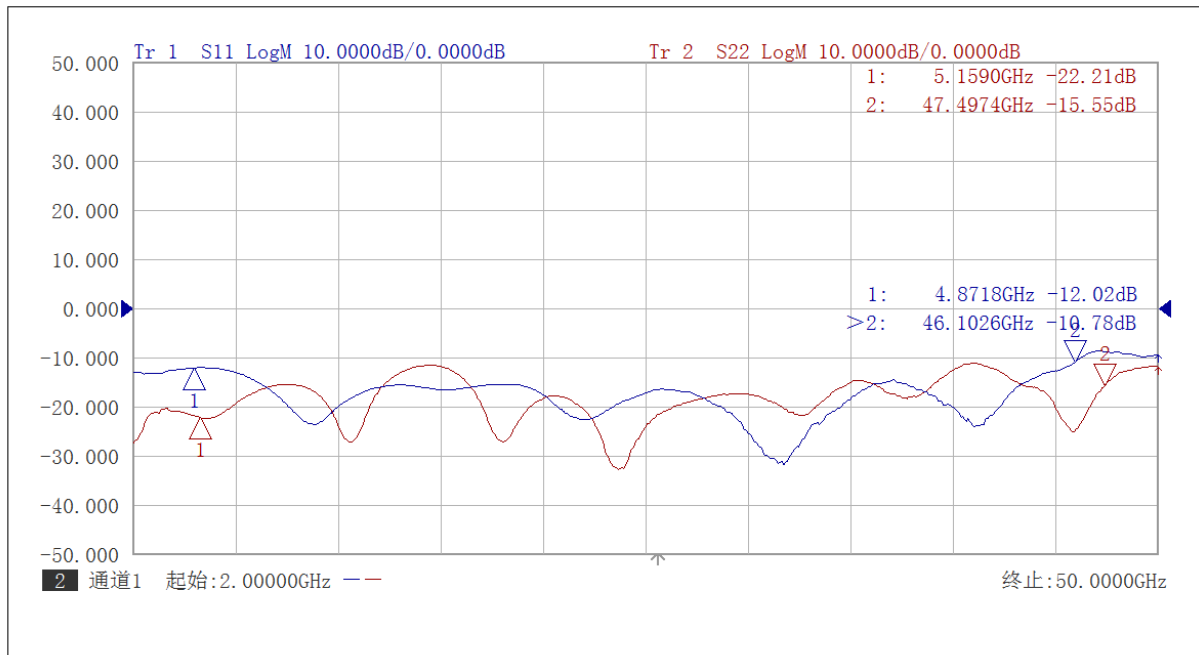


Test Data (25C)

Please note that test curves will vary slightly from unit to unit.

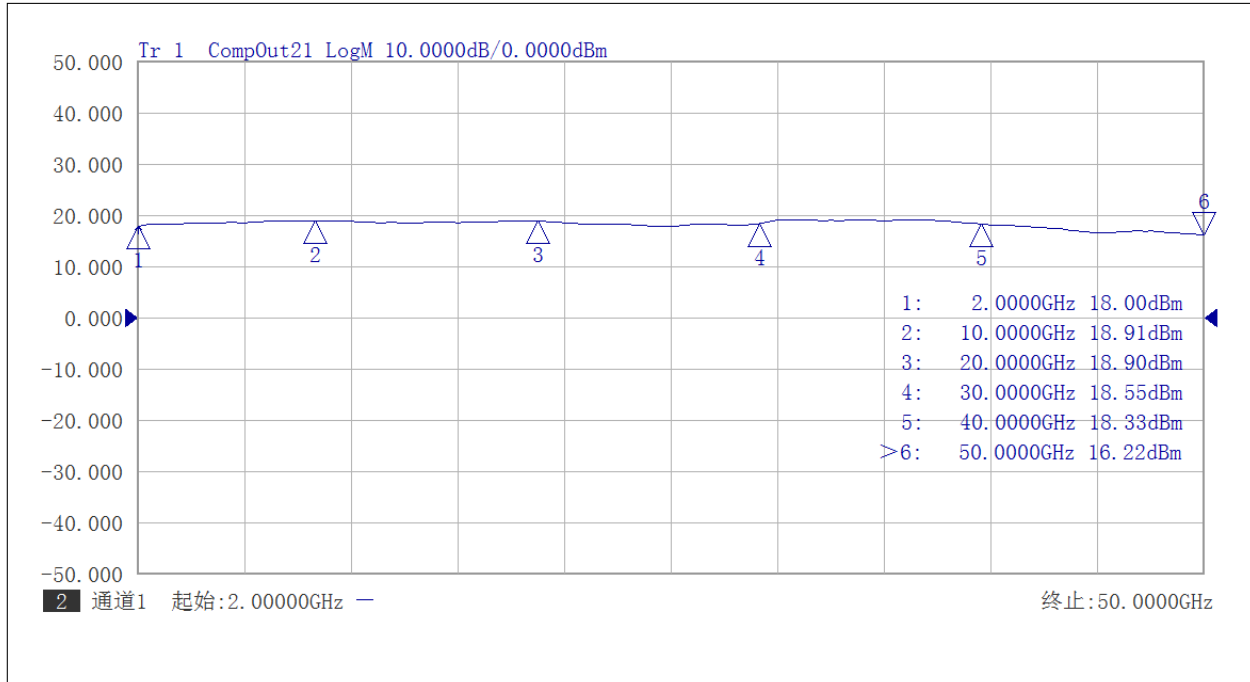


Gain vs Frequency



Return Loss vs Frequency





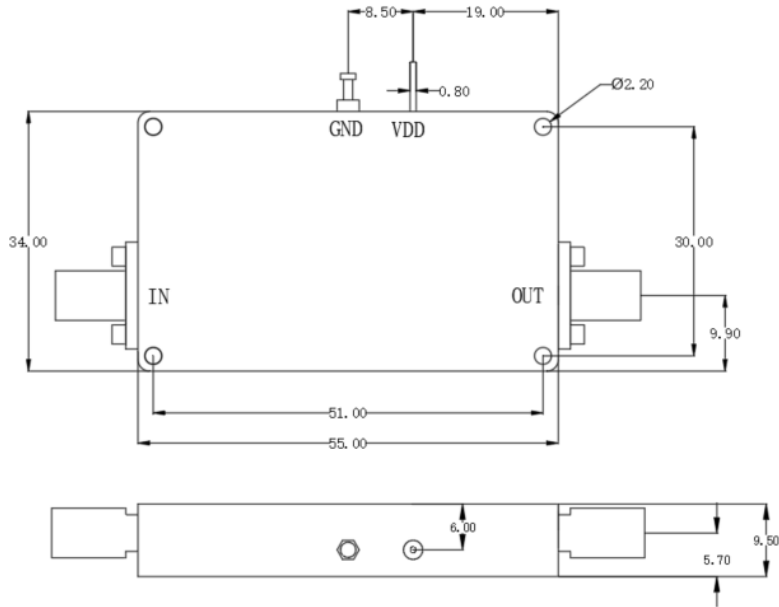
P3dB vs Frequency



NF test vs Frequency



Dimension: (unit in mm)



	<26.5GHz	<40GHz	<50GHz	<67GHz
Connector	SMA	2.92mm	2.4mm	1.85mm
Lenth of a	9.4mm	9.5mm	10.8mm	11.3mm

Note: Female Default. Contact with us for other types.

Heat Sink Required If Case Temp Higher Than 50C

